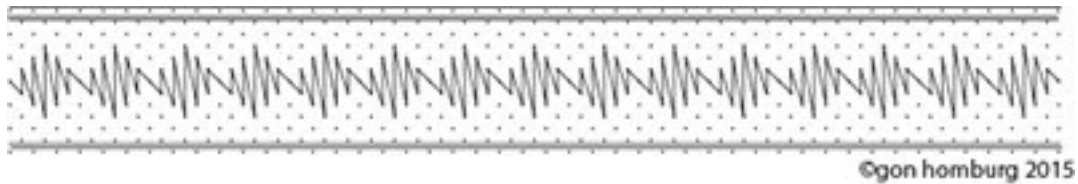



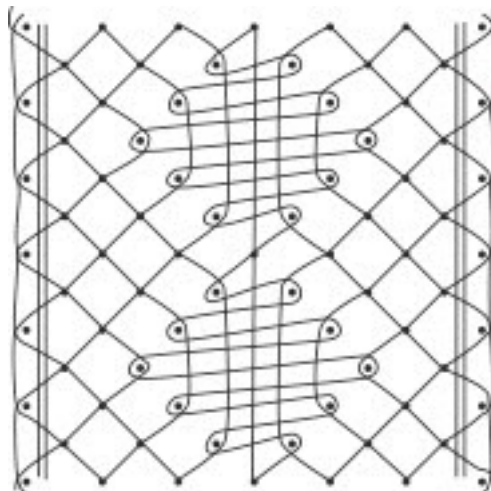
## Week 3

The next weeks we will be busy with Torchon laces. We start with a simple insertion with a simple torchon grid and diamonds in the middle.



The diamonds can be made in cloth stitch and in half stitch. This is not indicated in the diagram, so it is your choice.

I decided to draw the diagram as I normally do and not use the color code. In this case I think it will be confusing, because in a color coded diagram the pairs seem to turn around the pin although they continue their way in the same diagonal direction. Above that you don't need to print or copy it in color.



Have fun with this little insertion.