


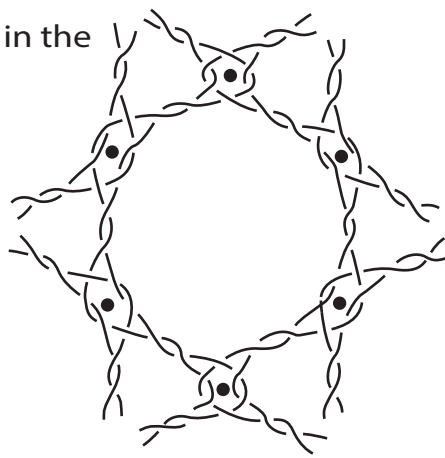
Week 43

We'll take the risk, a series point ground. Thin thread, relatively many bobbins, but beautiful and fun making it. I cannot wait to make more of those.

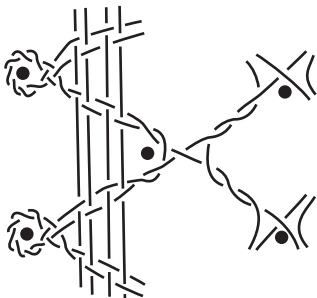
You need 20 pairs of bobbins with Egyptian cotton nbr. 90 or similar and 1 pair with gimp i.e. DMC embroidery cotton nbr. 16



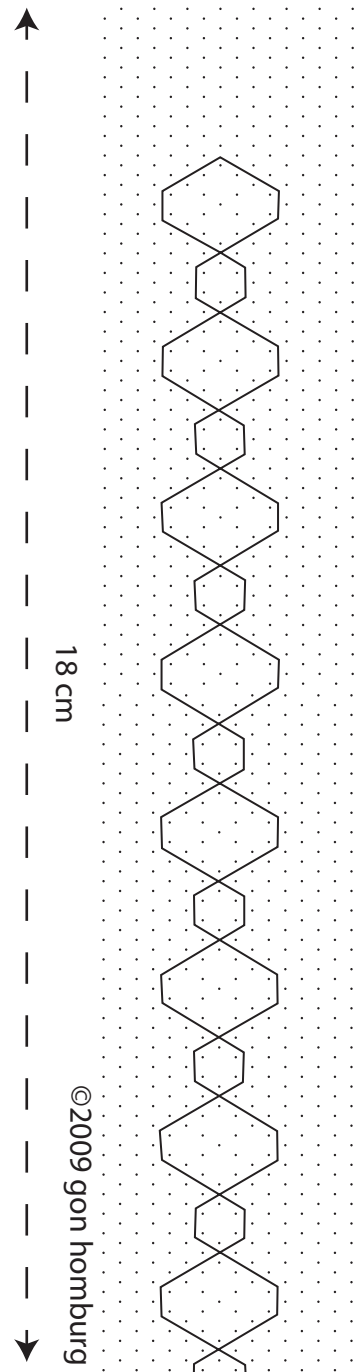
The ground is mostly made in the same diagonal direction. Around the motives, which are made in honeycomb, there is a gimp.



honingraat



Usually the point ground laces are made with the straight edge at the right side and the edge with picots at the left side. See the drawing.



The diagram:

