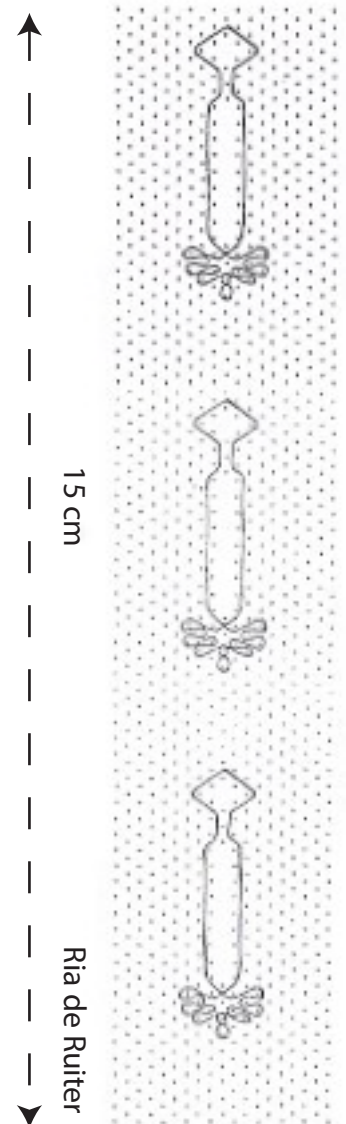



## Week 47

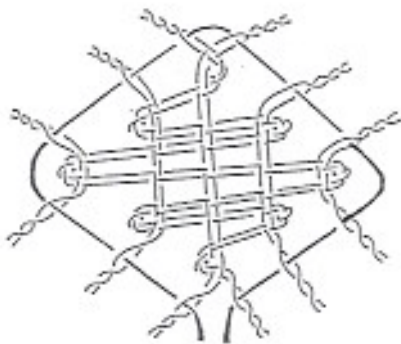
This is the last insertion of this series Point Ground laces.  
It is also designed and made by Ria de Ruiter.

The motif, a bobbin is made in cloth stitch with a gimp around it. This gimp makes also the decoration under the bobbin.

You need 24 pairs of bobbins with Egyptian cotton 80/2 or similar and 1 pair with a gimp i.e. DMC embroidery cotton 16.



The gimp in this insertion goes around the cloth stitch motif. If you wish to have the gimp lay directly to the cloth stitch, don't twist between the gimp and the cloth stitch. See drawing.



Do you wish some space between the both, then twist once.

The diagram:

