


Week 4

In this last edging of the series Guipure is a venetian plait included.
You need 11,5 pairs of bobbins with DMC cotton 80 and 1 pair bobbins with embroidery cotton nr 16 or similar.




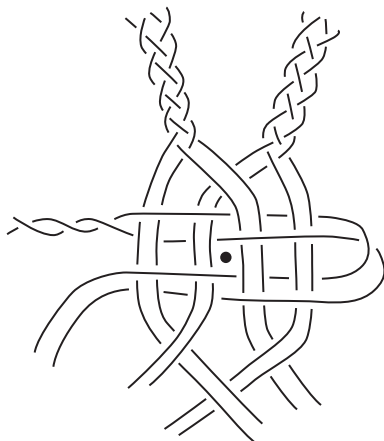
The venetian plait is made with 3 bobbins: 1 pair with thick thread and 1 bobbin with thread of the same thickness as the other threads in the lace. This last one is woven around the thick threads. To make a beautiful venetian plait you have to hold the thick threads straight and on the same distance of each other.



The crossings of the venetian plait with normal plaits and/or leaves are made as a cloth stitch in which the bobbins with the thick threads of the venetian plait are 1 bobbin each. The pairs of the plait are also seen as 1 bobbin. The thin thread of the venetian plait is laid to the outside of one thick thread. Together they are 1 bobbin.



The leaves are connected to the workers of the braid with a 5-pairs crossing. See drawing below.



Have fun this week!